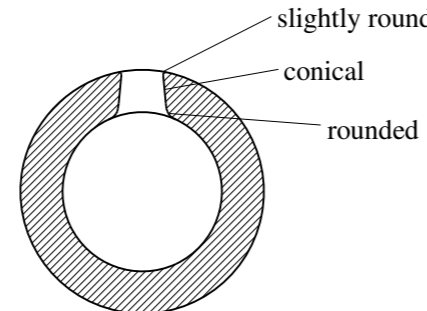


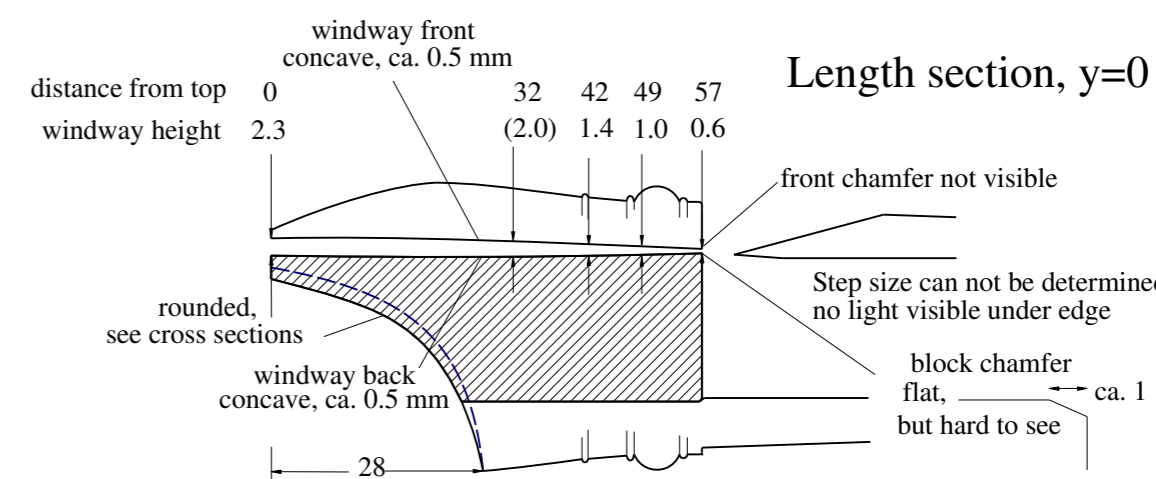
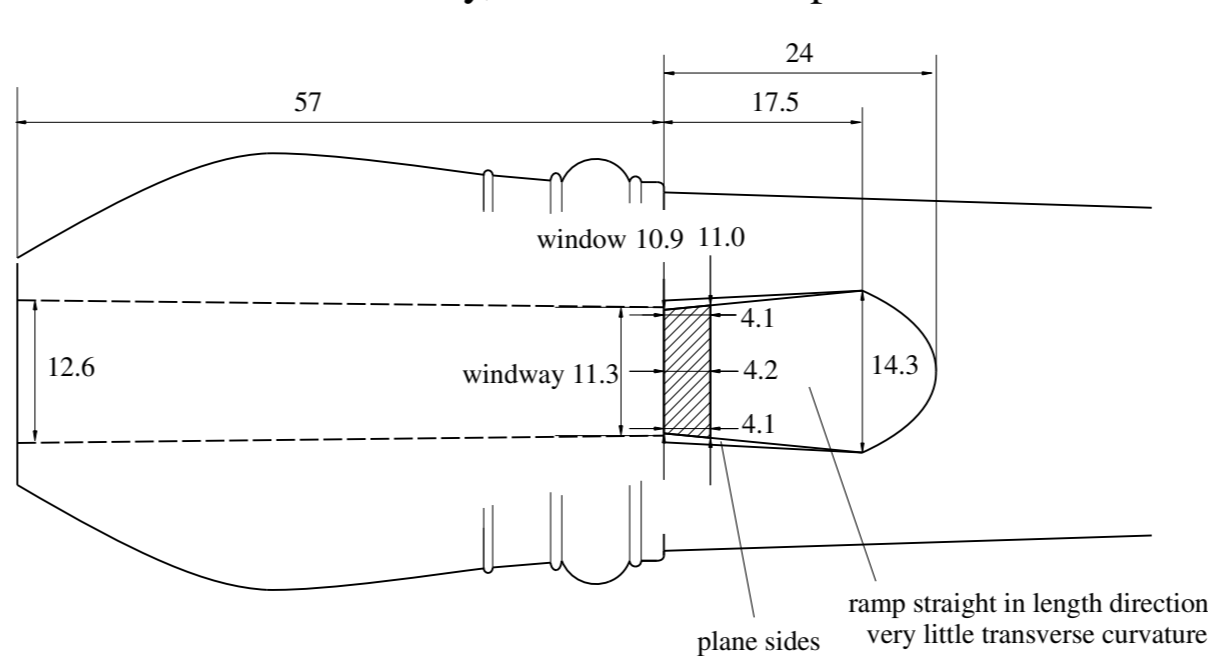
Finger holes

Finger hole No.	Distance from top of instrument to center of hole	Ø side/side	Ø up/down	Remarks
0	207	5.7	5.9	= thumb hole
1	225.5	5.7	5.9	
2	255	5.7	5.9	
3	287	5.7	5.8	
4	325	5.7	5.8	
5	357	5.7	5.8	
6	383	4.9	5.0	
7	409.5	4.8	5.1	20° downwards

All finger holes slightly undercut in all directions:



Front view of windway, window and ramp 1.5:1



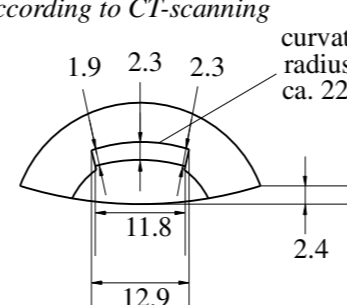
Bore dimensions

x = distance from top of (assembled) recorder	Ø side/side, direction of y-axis	Ø front/back, direction of z-axis	
60	19.3	18.5	head joint
70	19.2	18.4	
80	19.0	18.3	
90	18.7	18.3	
100	18.5	18.2	
110	18.4	18.1	
120	18.2	18.0	
130	18.0	18.0	
140	17.8	18.0	
150	17.6	17.7	
160	17.3	17.5	
170	18.0	18.3	middle joint
180	17.8	17.8	
190	17.8	17.7	
200	17.7	17.6	
210	17.6	17.6	
220	17.5	17.5	
230	17.2	17.2	
240	16.9	16.9	
250	16.7	16.8	
260	16.6	16.7	
270	16.5	16.6	
280	16.4	16.3	
290	16.1	16.1	foot joint
300	15.8	15.7	
310	15.7	15.5	
320	15.5	15.4	
330	15.3	15.1	
340	15.0	15.0	
350	14.8	14.7	
360	14.6	14.6	
370	14.4	14.6	
380	14.0	13.8	
390	13.7	13.8	
400	13.2	13.1	
410	13.3	13.0	
420	13.0	12.7	
430	12.4	12.2	
440	12.1	11.9	
450	11.7	11.6	
460	11.4	11.6	
470	11.3	11.7	
480	11.2	11.8	
490	10.6	10.3	

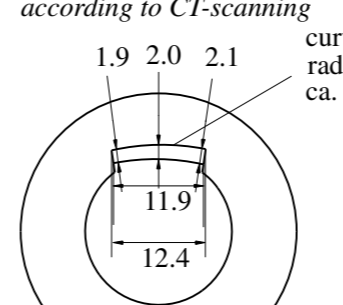
Tuning

Tone	Wind pressure mm	Fingering	Cents in relation to a ¹ =415 Hz	Remarks
f ¹	12		+27	bubbles at pressure over 12 mm stable
g ¹	16		+3	
a ¹	20		-10	
bb ¹	22	0 1 2 3 4 - 6	+12	
b ¹	22	0 1 2 3 - 5 6 7	+8	
c ¹	24	0 1 2 3 - 5 6	+30	
c ^{#1}	25		-4	
d ^{#1}	25	0 1 2 - 4 5 6	-30	
d ¹	25	0 1 2 - 4 5	+14	
eb ¹	26	0 1 - 3 4	-13	
e ¹	27		-19	
f ¹	28		+8	
ff ¹	28	- 1 2	+10	
g ¹	29		+25	
g ^{#1}	30	- - 2 3 4 5 6 -	+14	
a ¹	30		+12	
bb ¹	32	Ø 1 2 3 4 - - 7	+42	
b ¹	32	Ø 1 2 3 4 - 6 -	+9	
c ¹	34		+40	
c ^{#1}	34		+20	
d ^{#1}	36	Ø 1 2 - 4	-12	
d ¹	38		-12	
eb ¹	40	Ø 1 2 - - 5 6	-18	
e ¹	42	Ø 1 2 - 4 5	-36	
f ¹	48	Ø 1 - - 4 5	-40	pitch very flexible
g ¹	54	Ø 1 - 3 4 - 6	-5	

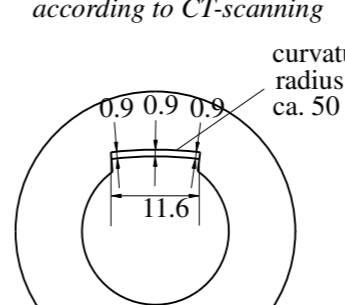
Cross section, x=11



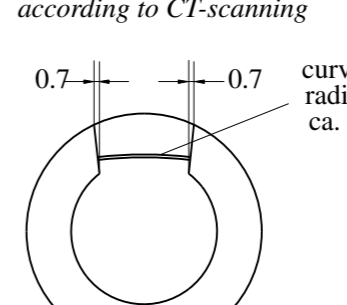
Cross section, x=32



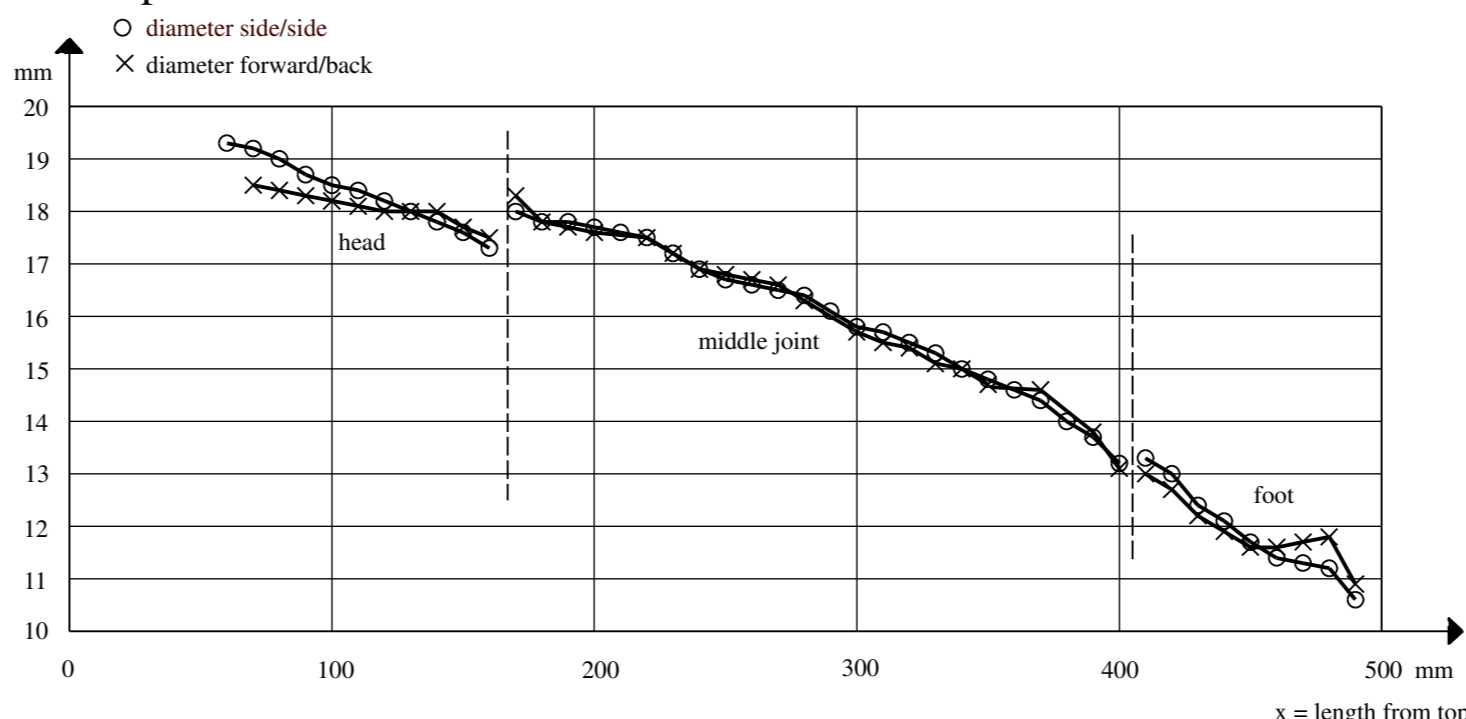
Cross section, x=51



Cross section, x=63

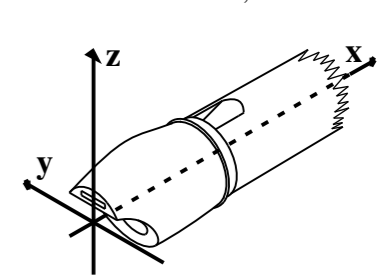


Bore profile



Abbreviations

x: distance from top of (assembled) recorder
s/s: direction side/side, dir. of y-axis
f/b: direction front/back, dir. of z-axis



Alto recorder in f¹ by Johann Pörschmann

Signature: I POERSCHMAN

Collection of Musikmuseet, Musikhistorisk Museum & Carl Claudius' Samling Copenhagen, Denmark
Inv. No. CL 417

Boxwood, not stained | Pitch: a¹=415 Hz

All measurements in mm

Measured by Ture Bergström January-March 1997
with help from Johan Bergström and Gundula Bergström
Drawn May 1997 by Ture Bergström, Prestø, Denmark

© Musikmuseet, Musikhistorisk Museum & Carl Claudius' Samling, Copenhagen, Denmark 1997.
This drawing may not be published in any form without written permission from the museum.
Resale in any form is not allowed.

An examination report can be found in the article: Ture Bergström: Pörschmann-blokløften på Musikhistorisk Museum, in: Mette Müller and Lisbet Top (ed.): Musikens tjener, Copenhagen 1998.